

Central heating problems?

Then a CLEARFLOW power flush could be the answer.



- Is the system slow to warm up?
- Are some radiators completely or partially cold?
- Do radiators need frequent bleeding?
- Is radiator water dirty and discoloured?
- Radiators with pin hole perforations and leakage?
- Are there 'kettling' noises from the boiler?
- Do you have repeated pump failures?

Any of these symptoms could indicate that your system has circulation and flow problems resulting from internal corrosion and the subsequent formation of rust, sludge, and scale deposits.

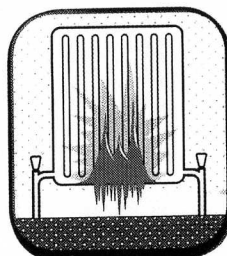
A Clearflow power flush can restore circulation and efficiency to the heating system by removing these undesirable products. It purges them from the system, and replaces aggressive water with clean water, chemically treated with Systemsafe-DM corrosion inhibitor to prevent future problems.

Fitting a new boiler to an existing heating system?

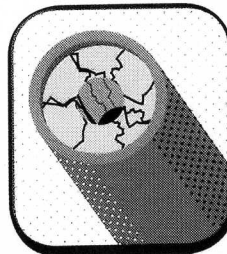
Modern boilers, developed to minimise fuel costs and pollution, have compact heat exchangers with narrow waterways, and this makes them more susceptible to problems caused by debris in the water.

Boiler manufacturers insist that heating systems are thoroughly flushed according to BS7593 : 2006 when installing a new boiler. A Clearflow power flush is far more effective than traditional methods, and ensures that the boiler installation complies with 'best practice' standards.

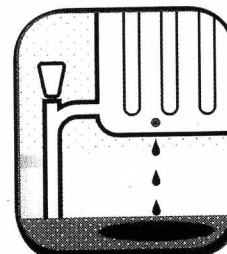
Ask your CLEARFLOW professional for advice - see the back page of this leaflet for details.



Radiators with cold panels




Sludged up pipework



'Pin holed' radiators



Irritating boiler noises



Micro biological slime deposits

Why have your heating system power flushed?


- Cures flow and circulation problems.
- Restores system efficiency.
- Restores heat output to radiators.
- Cleans the whole system, including underfloor pipe-work.
- Removes aggressive water; treatment prevents further corrosion.
- Cures or prevents boiler noise.
- Power flushing and descaling in only one visit.
- Complete process carried out in less than six hours.*
- More effective than traditional flushing methods.
- Minimises boiler warranty problems.

* depending on system size.



Clearflow power flushing pump with Power flush FX2 and Hyper-Flush flushing chemicals. Systemsafe-DM corrosion and scale inhibitor is added to the system after flushing to give long term protection to the heating system against corrosion and scale.

What happens during a Clearflow power flush?



The CLEARFLOW power flushing pump is simply connected into the heating system, either across the standard circulator pump couplings, across the tails of one radiator, or wherever most practicable.

Power flushing is a highly effective cleansing operation which works by pumping water at a much higher velocity than usual through the heating system, to loosen and mobilise harmful corrosion deposits, and to suspend them in the rapidly moving water. The process is made more effective by specialist cleansing chemicals, and an instantaneous flow reversal device, which creates turbulence in the radiators to optimise 'pick up' of the debris.

Once loosened, the unwanted debris is purged from the system with clean water. At the end of the flushing process, the system contains fresh clean water, and reinstatement of the system to normal operation takes only a few minutes.

During the CLEARFLOW process, radiators are individually flushed, without removing or disconnecting them from the system by directing the full output of the pump through each radiator separately.

Clearflow power flushing is not a high pressure operation, and it is suitable for most domestic wet central heating systems. It is carried out with minimal disturbance and disruption to the normal operation of the system, often without disconnecting the boiler or any radiators.

